

Welcome to Tier 1 Best Practices



Meagan McGarrity & Megan Swank

LTISD Elementary Instructional Coaches



Tier 1 Best Practices



Putting the pieces together for kids!



Hello!

I am Meagan McGarrity, an
Elementary Instructional
Coach. My home school is
SHE. My loves are...




Hello!

I am Megan Swank, an
Elementary Instructional
Coach. My home school is
LPE. My loves are...



2 Minute Connect



If you wrote a letter
to one favorite
teacher what would
you thank them
for?

Building the Culture

The WHY

1

A decorative image on the right side of the slide. It features a large, white, serif number '1' centered over a photograph of dried, golden-brown grasses or reeds. The background of the image is a soft, muted brown. The entire image is set against a light beige background that has a white rectangular area in the bottom right corner.

Belief: All students can learn and grow.



Note and
Notice...

Aha moments

Wonderings

I'll take its

I want more





It is not just
about about
WHAT
you are
teaching but
more
importantly
HOW!

Belief: All students can learn and grow.

- ★ Normalize struggles and challenges as part of the learning process.
- ★ Frame the struggle as learning and growing.
- ★ Ask students to evaluate and justify their strategies.
- ★ Provide specific feedback to help them grow.
- ★ Illuminate their understandings and misunderstandings.
- ★ Assign challenging work - increase the rigor.
- ★ Allow for varied types of worktimes and be in proximity to learners.
- ★ Students doing more work than teachers.
- ★ Emphasize the process over the product.


Tier 1 Protocol



2

Anticipation Guide

Note whether you agree or disagree with each statement.



- Tier 1 accounts for all students in your classroom.
- Tier 1 does not include small group instruction.
- Some resources are specific to tier 2 and 3.
- Assessments are key for Tier 1 instruction.
- Data informs instruction.
- Differentiated instruction is only for Tier 2 and 3.

Tier 1 Protocol

“We can’t intervene our way out of a tier 1 problem.”

Tier 1 Protocol

“We can’t intervene our way out of ineffective core instruction.”
-Grant Wood Area Education Agency

What is Tier 1 for Elementary?

Evidence-based, scientifically researched instruction for all students. The Meadows Center outlines research based policies and practices in their [10 Key Series](#).

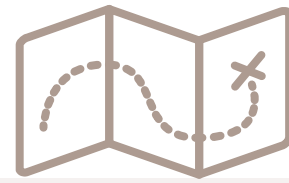
What are the components of Tier 1?

- ❑ **Learner Profile Skill Development**
 - ❑ 4 pillars: 12 competencies
 - ❑ SEL infused at lesson level
 - ❑ Power Moves
- ❑ **Grade Level Standards-Based Curriculum**
 - ❑ grade level state standards (TEKS)
 - ❑ district scope & sequence documents
 - ❑ approved district and campus resources
- ❑ **Backward Design**
 - ❑ building assessments before beginning instruction of a unit
- ❑ **Universal Design for Learning ([cast.org](#))**
 - ❑ inclusive, differentiated initial design
 - ❑ Emergent Bilingual strategies
 - ❑ Special Education strategies
 - ❑ small group instruction
- ❑ **Formative Assessments**
 - ❑ ungraded daily checks for understanding
 - ❑ weekly graded skill checks, embedded in problem solving
 - ❑ used for flexible grouping & differentiation
- ❑ **Common Assessments**
 - ❑ district-wide, teacher-created unit tests in Eduphoria
 - ❑ universal screener (IMAP, mCLASS)
 - ❑ based on scope & sequence
 - ❑ delivered at same time across district
- ❑ **PLCs**
 - ❑ district-wide, horizontal teams
 - ❑ data talks to highlight strengths and areas of growth
 - ❑ review of student work samples and common assessments
 - ❑ sharing and brainstorming of strategies and resources



Located
in the
C&I Hub

Exploring the Tier 1 Document



Numbered Heads
Together
Scavenger Hunt
to EXPLORE the
document!

We will just be
touching the
surface of what is
there as a
resource for you!



What are the key
components?



What resources will
you use?

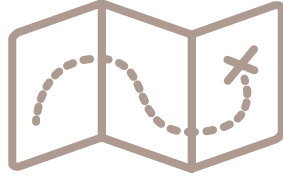


What are some
key structures
for success?



How can you utilize
Instructional
strategies?

Let's Go!



Numbered Heads Together

1. A question will be posed.
2. Your group will search the doc and respond on the paper.
3. I will spin a number and that person will share with the group.
4. Debrief & Repeat

1. What will you have available for a standards based curriculum?
2. Do you build assessments before or after you begin instruction in backwards design?
3. What is a difference between common and formative assessments?
4. What is discussed at a PLC?
5. What is a key tool in Universal Design for learning?
6. What is a structure you think will work well in your Tier 1 Classroom?
7. What is a strategy you will use to deliver Tier 1 Instruction?
8. What questions do you have?

60 second relate break

What is your favorite
place to relax?



MTSS Connections



3

How is
Tier 1
like a
pond?



Moving across the Tiers...

All students
are Tier 1
ALL of the
time.

Time

When you move through the tiers you increase the time that a student receives support and intervention.

Intensity

As you increase the tiers you decrease the student to teacher ratio.

Resource

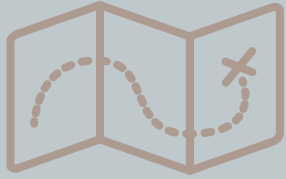
Tier 2 and 3 resources will provide more targeted instruction with more frequent progress monitoring.

Strategies to run with...

Working in the protocol



4



Praise

Polish

Ponder

As you explore the Tier 1 Protocol connect with:

Something you can **PRAISE** yourself for

Something you know you want to **POLISH**

and

Something you need to **PONDER**

We got you!

Reach out to your campus colleagues and instructional coach for support as you grow with this, but know we are always here!

mcgarritym@ltidschools.org

swankm@ltidschools.org



YOU GOT
THIS!

AND

We GOT
YOU!



Questions?

Needs?

Next Steps...



- Online spinner
- Tier 1 documents
- Post-its, pens